

READY, SET, KNIT

Air Date: November 8, 2008

Charity Knitting KAL, part 4

Our last square is the Pine Tree by Nicky Epstein and can be found in her book *Knitted Embellishments* in the section on appliqués.

As with the other 3 squares, cast on 60 sts. Knit 5 rows of garter and then continue in reverse stockinette, keeping 3 sts on each side in garter for the border. Knit until the piece measures 11 ¼ sts, garter 5 rows, bind off loosely and block to 12" x 12".

Now, knit the Pine Tree. All the symbols are on the chart itself. One symbol that you may not be familiar with is the SK2P. This means sl 1, k2tog and pass the sl st over the k2tog. To add stitches on rows 7, 8, 27, 28, 43 and 44, I used the cable cast on: insert the right needle between two stitches and wrap the yarn around the needle as if to knit. Pull the loop forward. Place the loop on the left needle. Repeat until you have the required number of stitches. You could also use the knitted cast-on, which is the same as the cable cast-on except that you knit into a stitch, not between 2 stitches. When you have completed the appliqué motif, sew it to the plain square on the purl side.

Upcoming KALs







KAL #1: Download the free Inside-Outside Scarf pattern from www.knittinguniverse.com/downloads. Purchase some long-worsted weight variegated yarn – you'll need a total of 220 yards. repeat If you want a really unusual scarf, try 2 different colorways of the same yarn – 110 yards each. For yarn suggestions, check last week's KAL. Pattern suggests a 24" (at least) long circular needle in size 10 to get a gauge of 3 sts to the inch.

KAL #2: Purchase Interweave Knits Holiday Gifts 2008 magazine. We're going to do the Ribby Slipper Socks that come in 5 different sizes. Pick any size you like! The pattern suggests Blue Sky Alpacas Bulky for the foot (45 yards for the 2 smallest sizes and 90 yards for the bigger ones) and Blue Sky Alpacas Worsted Hand Dyes for the cuff (100 yards for all sizes). We are using our own Berkshire Bulky (108 yards per ball) for the foot and our Berkshire Worsted Hand Dyed (141 yards) for the cuff. You will need to get a gauge of 3 ¾ sts per inch in 1 x 1 rib (relaxed) for the foot and 3 ½ sts per inch in 2 x 2 rib (relaxed) for the cuff. Suggested needle size for the foot is 11 and for the cuff a set of size 8 dpns.

#

Cable cast on the # of sts indicated, then k (on RS rows) or p (on WS rows) these sts

Chart Pat

-  K on RS, p on WS
-  P on RS, k on WS
-  K2tog
-  SSK
-  Yarn over (yo)
-  SK2P

